



AV Connectivity, Distribution And Beyond...

**VIDEO WALLS VIDEO PROCESSORS
VIDEO MATRIX SWITCHES
EXTENDERS SPLITTERS WIRELESS
CABLES & ACCESSORIES**

DVI-VIDEOWALL-9X

9 Display Dual Image Video Wall Processor

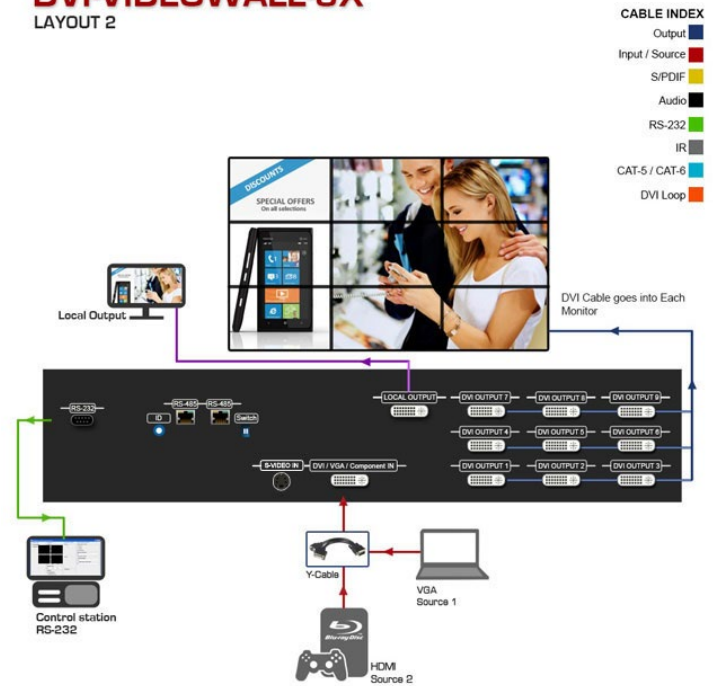
VIDEO WALL PROCESSOR



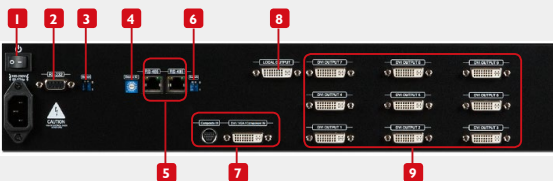
KEY FEATURES

- Nine DVI outputs from 640x480 to 1920x1200 with a local loop out for monitoring
- Supports HDMI, DVI, S-Video, CVBS, Component, and VGA input, from 640x480 to 1920x1200, interlaced or progressive
- Advanced video de-interlace for improving 480i and 576i SD video input
- PIP, PAB, Full screen modes and adjustable size & position through software
- Resize, position, flip, zoom output video
- Perfectly as a video screen splitter, a video converter and a video switcher
- Each DVI output has an independent controllable display area
- User-selectable output settings, up to 1920x1200
- Can be cascaded to obtain more displays
- Image parameters and layouts are automatically saved in flash memory of the device and can be recalled for later use
- Several Image parameters and layouts can be saved in computers and can be loaded for later use
- Software control through RS-232/RS-485
- Firmware upgradable for support of new features and technology enhancements
- Built-in factory reset switch
- 2U size

DVI-VIDEOWALL-9X LAYOUT 2



PANEL DESCRIPTION



- | | |
|--------------------------------|----------------------------|
| 1 AC Power/Power Switch | 2 RS-232 |
| 3 Dip Switch | 4 Device ID |
| 5 RS-485 | 6 Dip Switch |
| 7 Input Port | 8 Local Output Port |
| 9 Output Ports | |



ITEM

SPECIFICATION

Video Format Support	HDMI, DVI, VGA, Component, S-Video, Composite
Dual Output Support	DVI & VGA
Video Bandwidth	DVI (Single Link 4.95Gbps), VGA (165MHz)
Supported Resolutions	Up to 1920x1200@60Hz
Input TMDs Signal	1.2 Volts (peak-to-peak)
Input DDC Signal	5 Volts (peak-to-peak, TTL)
Input Connectors	DVI x 1, S-Video x 1, RS232 x 1, RS485 x 1
Output Connectors	DVI x 9
HDMI Input Selection	Push Button / IR Remote / RS232, Push Button / IR Remote
RCA Connector	75Ω female
DVI Connector	DVI-I (29-pin female, digital only)
RJ45 Connector	WE/SS 8P8C with 2 LED indicators
RS232 Connector	DE-9 (9-pin D-sub Female)
Dimensions (L x W x H)	17.75" x 17.25" x 3.5"
Power Supply	AC Power 100~240V
Power Consumption	60 Watt (max)



AV Connectivity, Distribution And Beyond...

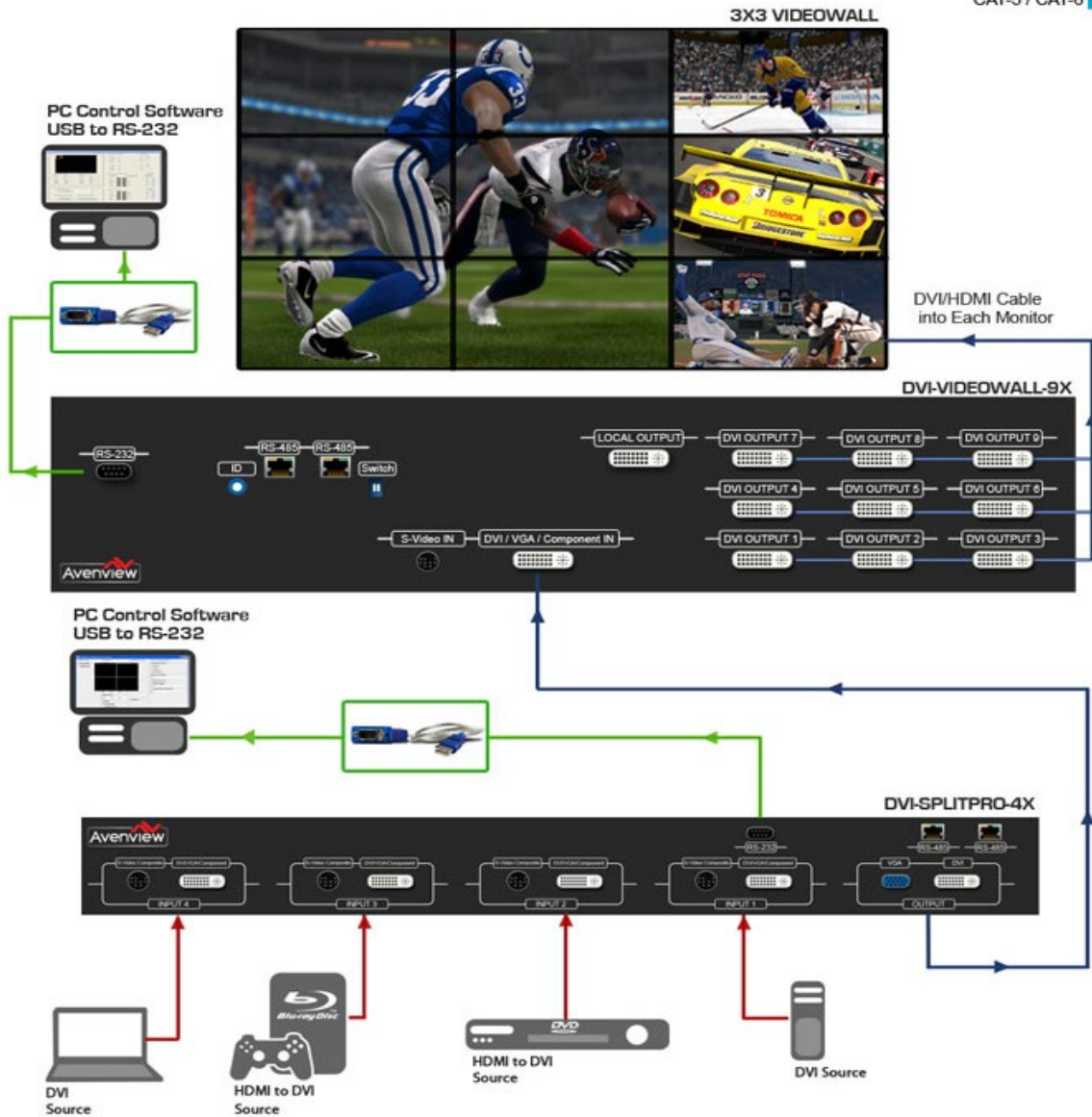
**VIDEO WALLS VIDEO PROCESSORS
VIDEO MATRIX SWITCHES
EXTENDERS SPLITTERS WIRELESS
CABLES & ACCESSORIES**

DVI-VIDEOWALL-9X DVI-SPLITPRO-4X

LAYOUT 3 - MULTI INPUT VIDEOWALL

CABLE INDEX

- Output ■
- Input / Source ■
- RS-232 ■
- CAT-5 / CAT-6 ■



The DVI-VIDEOWALL-9X can display simultaneously 2 video inputs (1st Digital and 2nd Analog) from the front end Input port together with the supplied Y cable. If you require Multiple Digital Inputs our DVI-SPLITPRO-4x is compatible with this unit. Both units can be cascaded to achieve greater number of screens for the videowall and upto 12 digital inputs and 32 custom layouts for the multiviewer. Easily managed by the click of a mouse within the control software included.

Toll Free 1-866-508-0269
Local: +1.716.218.4100
sales@avenview.com

USA Head Office
Avenview Corp.
275 Woodward Avenue
Kenmore, NY 14217
Phone: +1.716.218.4100
Fax: +1.866.387-8764

Canada Sales Office
Avenview
151 Esna Park Drive, Unit 11 & 12
Markham, Ontario, L3R 3B1
Phone: 1.905.907.0525
Fax: 1.866.387.8764