



AV Connectivity, Distribution And Beyond...

VIDEO WALLS VIDEO PROCESSORS
VIDEO MATRIX SWITCHES
EXTENDERS SPLITTERS WIRELESS
CABLES & ACCESSORIES

1X4 HDMI Splitter with 3D Support



Model #: SPLIT-HDM3D-4

© 2013 Avenview Inc. All rights reserved.

The contents of this document are provided in connection with Avenview Inc. ("Avenview") products. Avenview makes no representations or warranties with respect to the accuracy or completeness of the contents of this publication and reserves the right to make changes to specifications and product descriptions at any time without notice. No license, whether express, implied, or otherwise, to any intellectual property rights is granted by this publication. Except as set forth in Avenview Standard Terms and Conditions of Sale, Avenview assumes no liability whatsoever, and disclaims any express or implied warranty, relating to its products of Avenview Inc. is strictly prohibited.

Product Application & Market Sectors



Corporate



House Of Worship



Military



Residential



Education



Industrial



Medical



Aviation



TABLE OF CONTENTS

- 1. GETTING STARTED 1
- 1.1 IMPORTANT SAFEGUARDS..... 1
- 1.2 SAFETY INSTRUCTIONS 1
- 1.3 REGULATORY NOTICES FEDERAL COMMUNICATIONS COMMISSION (FCC) 2
- 2. INTRODUCTION 3
- 2.1 PACKAGE CONTENTS4
- 2.2 BEFORE INSTALLATION..... 4
- 2.3 PANEL DESCRIPTION..... 5
 - 2.3.1 Front Panel 5
 - 2.3.2 Rear Panel..... 5
- 3. INSTALLATION 6
- 4. GENERAL TROUBLESHOOTING..... 6
- 5. SPECIFICATIONS 7



SECTION I: GETTING STARTED

I.1 IMPORTANT SAFEGUARDS

Please read all of these instructions carefully before you use the device. Save this manual for future reference.

What the warranty does not cover

- Any product, on which the serial number has been defaced, modified or removed.
- Damage, deterioration or malfunction resulting from:
 - Accident, misuse, neglect, fire, water, lightning, or other acts of nature, unauthorized product modification, or failure to follow instructions supplied with the product.
 - Repair or attempted repair by anyone not authorized by us.
 - Any damage of the product due to shipment.
 - Removal or installation of the product.
 - Causes external to the product, such as electric power fluctuation or failure.
 - Use of supplies or parts not meeting our specifications.
 - Normal wear and tear.
 - Any other causes which does not relate to a product defect.
- Removal, installation, and set-up service charges.

I.2 SAFETY INSTRUCTIONS

The SPLIT-HDM3D-4, Avenview IX4 HDMI Splitter with 3D has been tested for conformance to safety regulations and requirements, and has been certified for international use. However, like all electronic equipment's, the SPLIT-HDM3D-4 should be used with care. Read the following safety instructions to protect yourself from possible injury and to minimize the risk of damage to the unit.




- ⚠ Do not dismantle the housing or modify the module.
- ⚠ Dismantling the housing or modifying the module may result in electrical shock or burn.
- ⚠ Refer all servicing to qualified service personnel.
- ⚠ Do not attempt to service this product yourself as opening or removing housing may expose you to dangerous voltage or other hazards
- ⚠ Keep the module away from liquids.
- ⚠ Spillage into the housing may result in fire, electrical shock, or equipment damage. If an object or liquid falls or spills on to the housing, unplug the module immediately.
- ⚠ Have the module checked by a qualified service engineer before using it again.
- ⚠ Do not use liquid or aerosol cleaners to clean this unit. Always unplug the power to the device before cleaning.



1.3 REGULATORY NOTICES FEDERAL COMMUNICATIONS COMMISSION (FCC)

This equipment has been tested and found to comply with Part 15 of the FCC rules. These limits are designed to provide reasonable protection against harmful interference in a residential installation.

Any changes or modifications made to this equipment may void the user's authority to operate this equipment.

Warning symbols	Description
	<p>ONLY USE THE PROVIDED POWER CABLE OR POWER ADAPTER SUPPLIED. DO NOT TAMPER WITH THE ELECTRICAL PARTS. THIS MAY RESULT IN ELECTRICAL SHOCK OR BURN.</p>
	<p>DO NOT TAMPER WITH THE UNIT. DOING SO WILL VOID THE WARRANTY AND CONTINUED USE OF THE PRODUCT.</p>
	<p>THE VIDEO BOARDS ARE VERY SENSITIVE TO STATIC. PLEASE ENSURE IF RACK MOUNTED OR INSTALLED ON A SURFACE, IT SHOULD BE IN A GROUNDED ENVIROMENT.</p>

	<p>⚠ WARNING</p>
	<p>Read & understand user guide before using this device.</p> <p>Failure to follow the proper installation instructions could result in damage to the product and preventing expected results.</p>



2. INTRODUCTION

Avenview SPLIT-HDM3D-4, 1X4 HDMI Splitter with 3D distributes 1 HDMI Source to 4 HDMI Displays simultaneously. It supports resolutions of up to 1920x1080 (1080p). SPLIT-HDM3D-4 is ideal solution for super markets, shopping malls, control rooms, conference rooms etc.

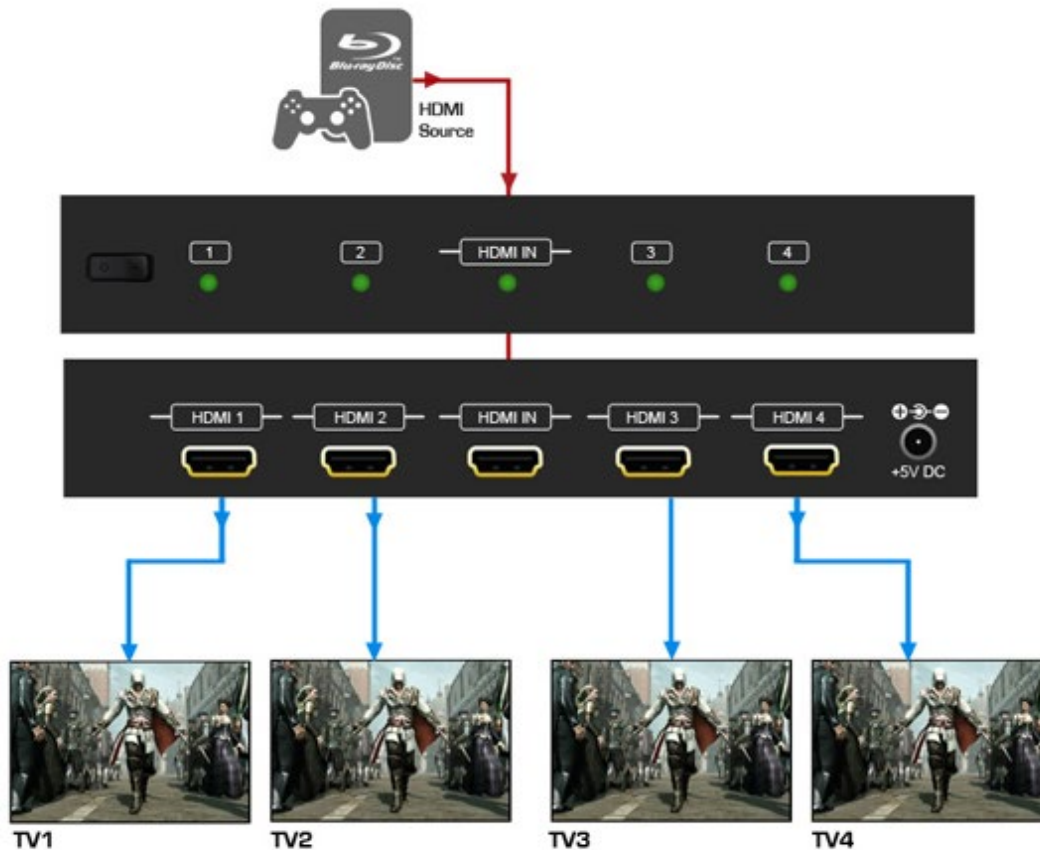
- HDMI Switch with up to 225MHz bandwidth
- Up to 4 graphics/video outputs
- LED indication
- Supports both HDMI and DVI Signal
- Amplified video output with transmission length up to 15m (50ft)

SPLIT-HDM3D-4

720p/1080i = 15m (50 feet) HDMI
1080p = 10m (130 feet) HDMI

CABLE INDEX

Output ■
Input / Source ■



2.1 PACKAGE CONTENTS

Before you start the installation of the converter, please check the package contents.

1	SPLIT-HDM3D-4	X 1	
2	POWER ADAPTER (+5VDC)	X 1	
3	USER'S GUIDE	X 1	

2.2 BEFORE INSTALLATION

- Put the product in an even and stable location. If the product falls down or drops, it may cause an injury or malfunction.
- Don't place the product in too high temperature (over 50°C), too low temperature (under 0°C) or high humidity.
- Use the DC power adapter with correct specifications. If inappropriate power supply is used then it may cause a fire.
- Do not twist or pull by force ends of the HDMI Cable. It can cause malfunction.




2.3 PANEL DESCRIPTION

2.3.1 Front Panel



1. Power Switch On/OFF	2. LED Power LED
3. HDMI IN LED Indicator	4a - 4d Display IN LED Indicator

2.3.2 Rear Panel



5. HDMI IN Input Source	6a - 6d HDMI OUT to HD Display
7. Power Connector	



3. INSTALLATION

To setup Avenview SPLIT-HDM3D-4 follow these steps for connecting to a device:

1. Power off display sources such as DVD player, set-top box, PC etc.
2. Connect HDMI video sources to the video inputs
3. Connect HDMI cable to HDMI Displays
4. Plug in 5V DC power cord to power jack of SPLIT-HDM3D-4
5. Power on SPLIT-HDM3D-4 switch
6. Power on HDMI sources and display
7. When all Input and Outputs are connected and turned on the corresponding LED will light

4. GENERAL TROUBLESHOOTING

Problem	Possible Solutions
NO IMAGE	<ul style="list-style-type: none">• Check if connection to the computer and the monitor are correct.
SCREEN DEFECTS APPEAR	<ul style="list-style-type: none">• This product supports up to 1920x1080 resolution• Check the HDMI connection• Check the maximum resolution of the Source and Displays.



5. SPECIFICATIONS

ITEM	DESCRIPTION
UNIT	SPLIT-HDM3D-4
DESCRIPTION	1X4 HDMI Splitter with 3D Support
VIDEO BANDWIDTH	224MHz
SUPPORTED INPUT / OUTPUT	HDMI
VIDEO SUPPORT	480p, 720p, 1080i, 1080p & 3D
INPUT	1 x HDMI
OUTPUT	4 x HDMI
EQUALIZATION (HD)	Up to 50ft (15m)
POWER SUPPLY	5V DC
<i>Environmental</i>	
OPERATION	32°F -131°F (0°C-55°C)



Avenview Warranty Certificate

AVENVIEW CORP. ("Avenview") warrants Avenview-branded product(s) contained in the original packaging against defects in materials and workmanship when used normally in accordance with Avenview's enclosed manual guidelines for a period of THREE (3) YEARS from the date of original retail purchase - Warranty Period. Avenview's published guidelines include but are not limited to information contained in technical specifications, user manuals and service communications.

LABOR: During the Warranty Period of THREE (3) YEARS, Avenview will repair or replace the product(s) at no cost using new or used parts equivalent to novel performance and reliability if the product(s) is determined to have abide by Avenview's published guidelines. Cost of Labor applicable to product(s) after Warranty Period. For labor costs, please contact support@avenview.com.

PARTS: During the Warranty Period of THREE (3) YEARS, Avenview will supply new or rebuilt replacements in exchange for defective parts of the product(s) at no cost if the product(s) is determined to have abide by Avenview's published guidelines. Cost of Parts applicable to product(s) after Warranty Period. For part(s) costs, please contact support@avenview.com.

To obtain Warranty: (a) proof of purchase in the form of a bill of sale or receipted invoice reflecting that the registered product(s) is within warranty period must be presented to obtain warranty service; (b) product(s) must be registered at time of purchase. Failure to do so will result in applicable parts and labor charges. Returning product(s) must be shipped in Avenview's original packaging or in packaging pertaining equal degree of protection to Avenview's. Both Avenview and purchaser are responsible for freight charges and brokerages when shipping the product(s) to the receiver.

NOT COVERED BY THIS WARRANTY

This warranty does not apply to any non-Avenview branded product(s); non-registered Avenview product(s). This warranty does not apply: (a) to cosmetic damage, including but not limited to scratches, dents and broken cords; (b) to damage caused by use with another product; (c) to damage caused by accident, abuse, misuse, liquid contact, fire, earthquake or other external cause; (d) to damage caused by operating the Avenview product(s) outside Avenview's manuals or guidelines; (e) to damage caused by service performed by anyone who is not a representative of Avenview or an Avenview authorized personnel; (f) to defects caused by normal wear and tear or otherwise due to the normal aging of the Avenview product(s), or (g) if any serial number has been removed or defaced from the Avenview product(s).

AVENVIEW IS NOT LIABLE FOR DIRECT, SPECIAL, INCIDENTAL OR CONSEQUENTIAL DAMAGES RESULTING FROM ANY BREACH OF WARRANTY OR CONDITION, OR UNDER ANY OTHER LEGAL THEORY, INCLUDING BUT NOT LIMITED TO LOSS OF USE; LOSS OF REVENUE; LOSS OF ACTUAL OR ANTICIPATED PROFITS (INCLUDING LOSS OF PROFITS ON CONTRACTS); LOSS OF THE USE OF MONEY; LOSS OF ANTICIPATED SAVINGS; LOSS OF BUSINESS; LOSS OF OPPORTUNITY; LOSS OF GOODWILL; LOSS OF REPUTATION; LOSS OF, DAMAGE TO, COMPROMISE OR CORRUPTION OF DATA; OR ANY INDIRECT OR CONSEQUENTIAL LOSS OR DAMAGE REPAIR OR REPLACEMENT AS PROVIDED UNDER THIS WARRANTY IS THE EXCLUSIVE REMEDY OF THE CONSUMER.

Some states do not allow the inclusion or limitation of incidental or consequential damages, or allow limitations on duration implements of the Warranty Period; therefore the above limitations or exclusions may not be applicable to you. This warranty gives you specific legal rights, and you may have other rights which vary from state to state.



275 Woodward Avenue, Kenmore, NY 14217
1.866.508.0269





AV Connectivity, Distribution And Beyond...

TECHNICAL SUPPORT

CONTACT US



Phone: 1 (866) 508 0269



Email: support@avenview.com



USA Head Office Avenview Corp. 275 Woodward Avenue Kenmore, NY 14217

Disclaimer

While every precaution has been taken in the preparation of this document, Avenview Inc. assumes no liability with respect to the operation or use of Avenview hardware, software or other products and documentation described herein, for any act or omission of Avenview concerning such products or this documentation, for any interruption of service, loss or interruption of business, loss of anticipatory profits, or for punitive, incidental or consequential damages in connection with the furnishing, performance, or use of the Avenview hardware, software, or other products and documentation provided herein.

Avenview Inc. reserves the right to make changes without further notice to a product or system described herein to improve reliability, function or design. With respect to Avenview products which this document relates, Avenview disclaims all express or implied warranties regarding such products, including but not limited to, the implied warranties of merchantability, fitness for a particular purpose, and non-infringement.