




Control Your Video

VIDEO WALLS VIDEO PROCESSORS
VIDEO MATRIX SWITCHES
EXTENDERS SPLITTERS WIRELESS
CABLES & ACCESSORIES

USB 2.0 EXTENDER OVER CAT5e/6/7 CABLE



Model #: USB-C6-50M(4 Port)

© 2015 Avenview Inc. All rights reserved.

The contents of this document are provided in connection with Avenview Inc. ("Avenview") products. Avenview makes no representations or warranties with respect to the accuracy or completeness of the contents of this publication and reserves the right to make changes to specifications and product descriptions at any time without notice. No license, whether express, implied, or otherwise, to any intellectual property rights is granted by this publication. Except as set forth in Avenview Standard Terms and Conditions of Sale, Avenview assumes no liability whatsoever, and claims any express or implied warranty, relating to its products are strictly prohibited.

Product Application & Market Sectors



Corporate



House Of Worship



Military



Residential



Education



Industrial



Medical



Aviation



TABLE OF CONTENTS

1.1	IMPORTANT SAFEGUARDS.....	4
1.2	SAFETY INSTRUCTIONS.....	4
1.3	REGULATORY NOTICES FEDERAL COMMUNICATIONS COMMISSION (FCC).....	5
2.	INTRODUCTION AND FEATURES.....	6
2.1	PACKAGE CONTENTS.....	7
2.2	BEFORE INSTALLATION.....	8
2.3	INSTALLATION USB-C6-50M(4 Port).....	9
2.4	CABLE SPECIFICATIONS	9
3.	APPLICATION DIAGRAM.....	10
4.	PANEL DESCRIPTION USB-C6-50M(4 Port)	11
4.1	SENDER USB-C6-50M(4 Port).....	11
4.1.1	FRONT PANEL	11
4.1.2	REAR PANEL	11
4.2	RECEIVER USB-C6-50M(4 Port)	12
4.2.1	FRONT PANEL	12
4.2.2	REAR PANEL	12
4.3	TOP PANEL USB-C6-50M(4 Port)	13
4.3.1	SENDER	13
4.3.2	RECEIVER	13
	SECTION 5: SPECIFICATIONS.....	14
	NOTES.....	15



SECTION I: GETTING STARTED

I.1 IMPORTANT SAFEGUARDS

Please read all instructions carefully before you use the device. Save this manual for future reference.

What the warranty does not cover

- Any product, on which the serial number has been defaced, modified or removed.
- Damage, deterioration or malfunction resulting from:
- Accident, misuse, neglect, fire, water, lightning, or other acts of nature, unauthorized product modification, or failure to follow instructions supplied with the product.
- Repair or attempted repair by anyone not authorized by us.
- Any damage of the product due to shipment.
- Removal or installation of the product.
- Causes external to the product, such as electric power fluctuation or failure.
- Use of supplies or parts not meeting our specifications.
- Normal wear and tear.
- Any other causes which does not relate to a product defect.
- Removal, installation, and set-up service charges.




I.2 SAFETY INSTRUCTIONS

The USB-C6-50M(4 Port) USB 2.0 Extender has been tested for conformance to safety regulations and requirements, and has been certified for international use. However; like all electronic equipments, the USB-C6-50M(4 Port) should be used with care and precaution. Read the following safety instructions to protect yourself from possible injury and to minimize the risk of damage to the unit.

- ⚠ Do not dismantle the housing or modify the module.
- ⚠ Dismantling the housing or modifying the module may result in electrical shock or burn.
- ⚠ Refer all servicing to qualified service personnel.
- ⚠ Do not attempt to service this product yourself as opening or removing housing may expose you to dangerous voltage or other hazards.
- ⚠ Keep the module away from liquids.
- ⚠ Spillage into the housing may result in fire, electrical shock, or equipment damage. Should an object or liquid falls or spills on to the housing, unplug the module immediately.
- ⚠ Have the module checked by a qualified service engineer before using it again.
- ⚠ Do not use liquid or aerosol cleaners to clean this unit. Always unplug the power to the device before cleaning.



This equipment has been tested and found to comply with Part 15 of the FCC rules. These limits are designed to provide reasonable protection against harmful interference in a residential installation. Any changes or modifications made to this equipment may void the users authority to operate this equipment.

Warning Symbols	Description
	<p>ONLY USE THE PROVIDED POWER CABLE OR POWER ADAPTER SUPPLIED. DO NOT TAMPER WITH THE ELECTRICAL PARTS. THIS MAY RESULT IN ELECTRICAL SHOCK OR BURN.</p>
	<p>DO NOT TAMPER WITH THE UNIT. DOING SO WILL VOID THE WARRANTY AND CONTINUED USE OF THE PRODUCT.</p>
	<p>THE VIDEO BOARDS ARE VERY SENSITIVE TO STATIC. PLEASE ENSURE IF RACK MOUNTED OR INSTALLED ON A SURFACE, IT SHOULD BE IN A GROUNDED ENVIRONMENT.</p>

	<p>⚠ WARNING</p> <p>Read & understand user guide before using this device.</p> <p>Failure to follow the proper installation instructions could result in damage to the product and preventing expected results.</p>
---	--



2. INTRODUCTION

The USB-C6-50M(4 Port) USB 2.0 Extender is a four port USB 2.0 high speed extension solution, enabling USB 2.0 connections at up to 480Mbps over 50m/164ft of Cat 6 cabling. The USB-C6-50M(4 Port) provides an integrated remote four port USB 2.0 powered hub delivering standard 500mA power and supporting all USB 1.1 and 2.0 device types.





The USB-C6-50M(4 Port) is a true plug-and-play solution, it is compatible with all operating systems, Windows Vista/XP/7/8 and Mac. The USB-C6-50M(4 Port) integrated four port hub allows for extension of up to four USB devices without the need for an additional hub.

FEATURES

- Extends 4 USB signal transmission up to 40m by CAT5e Cable / 50m by CAT6 Cable;
- Supports USB 2.0 high-speed host controllers (USB 1.0, 1.1 compatible);
- Plug-n-Play system without any driver or software installation;
- Suitable for most popular USB devices (USB web cams, USB printers, USB Scanner, external hard disk drives, etc.);
- 4 USB 2.0 ports are available and can be increased via additional USB hubs;
- Unique mechanism design of two ports on top for easy connection of USB peripherals;
- Local Unit can be powered by the host PC;
- Fully support Windows Vista/XP/7/8, Mac and Linux System.



Before you start the installation of the converter, please check the package contents.

1	USB-C6-50M(4 Port) 1 x Transmitter Unit 1 x Receiver Unit	
2	USB Cable	
3	Power Adapter 5V 2A	
4	User's Manual	



2.2 BEFORE INSTALLATION

- Put the product in an even and stable location. If the product falls down or drops, it may cause an injury or malfunction.
- Do not place the product in high temperature (over 50°C), low temperature (under 0°C) or high humidity.
- Use the DC power adapter with correct specifications supplied with the unit. If improper power supply is used the unit may malfunction and cause a fire.
- Do not twist or pull by force ends of the USB/CATx Cables. It can cause malfunction.

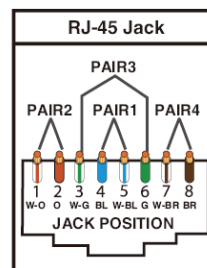
2.3. INSTALLATION USB-C6-50M(4 Port)

1. Connect your source computer to the USB-C6-50M(4 Port) Sender Unit USB Connector.
2. Connect all peripheral devices to the USB-C6-50M(4 Port) Receiver Unit USB ports.
3. Connect the USB-C6-50M(4 Port) Sender unit and Receiver unit with a CATx cable.
4. Connect the power supply to the USB-C6-50M(4 Port) Receiver Unit.
5. Switch on all connected devices.

2.4 CABLE SPECIFICATIONS

To achieve best results with our USB-C6-50M(4 Port) we highly recommend a premium quality UTP cables with the below specifications to maintain signal integrity and distances.

Data Link TIA/EIA-568-B			
PIN	Color		Function
1	W-O		TX0-
2	O		TX0+
3	W-G		TX1-
4	BL		TX2-
5	W-BL		TX2+
6	G		TX1+
7	W-BR		TXC-
8	BR		TXC+



NOTE

The SPEED and TRANSMISSION of data signals depends on the characteristics and quality of the UTP cables. longer data transmission distances require low skew cables (<25ns/upto 300m) for best performance.

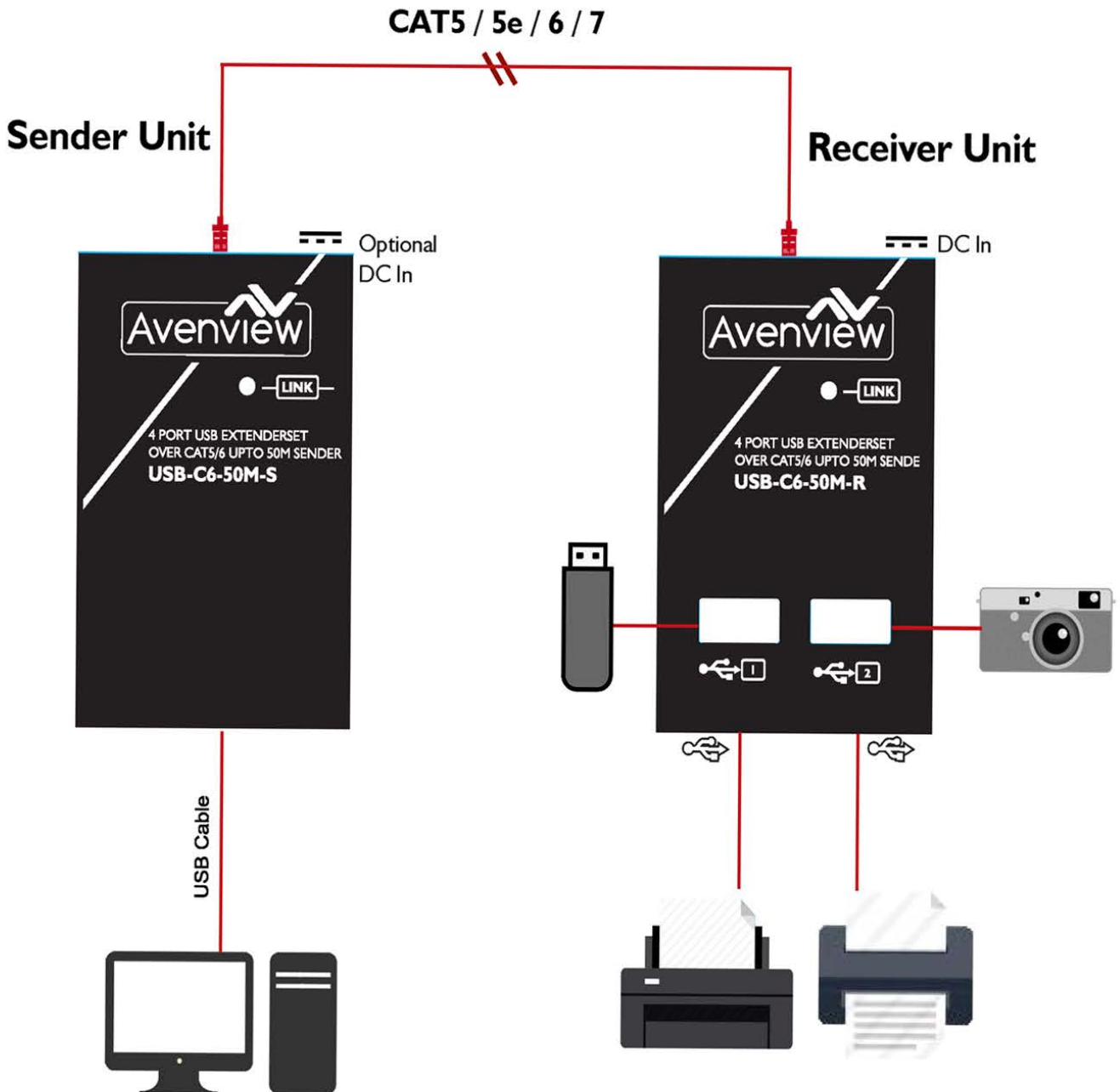
Unshielded CAT6 with metal RJ-45 connectors is recommended.



3. APPLICATION DIAGRAM

USB-C6-50M

CAT5e = 40m (131 feet)
CAT6 = 50m (164 feet)



4. PANEL DESCRIPTION USB-C6-50M(4 Port)

4.1 SENDER USB-C6-50M(4 Port)

4.1.1 FRONT PANEL (SENDER)



4.1.2 REAR PANEL (SENDER)



1. **USB Connector:** Connect the unit with the Source (Computer)

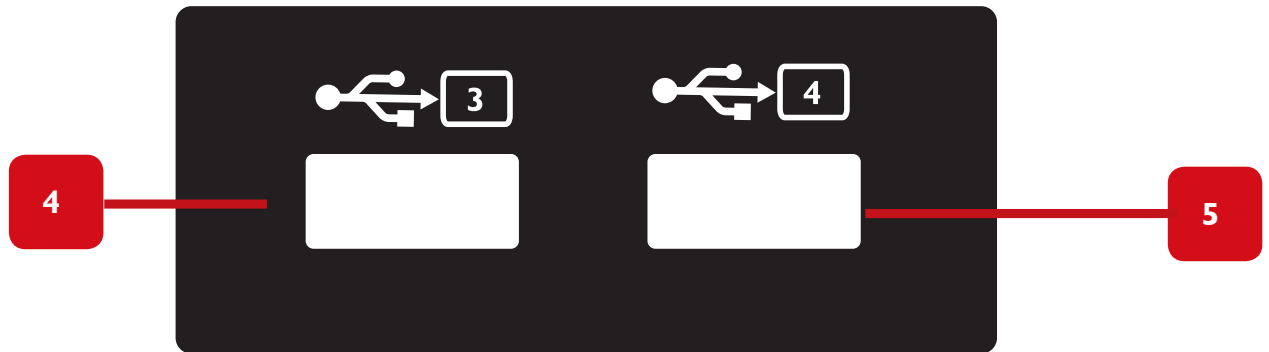
2. **DC IN:** Optional power supply connection

3. **RJ-45 Jack:** Connects the Sender unit with the Receiver unit



4.2 RECEIVER USB-C6-50M(4 Port)

4.2.1 FRONT PANEL (RECEIVER)



4.2.2 REAR PANEL (RECEIVER)

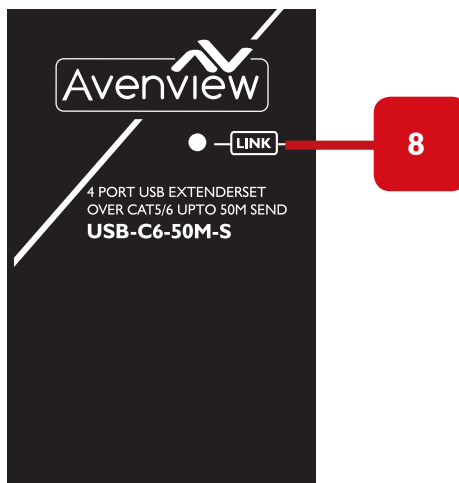


<p>4. USB Connector: Connect devices to Receiver unit</p>	<p>5. USB Connector: Connect devices to Receiver unit</p>
<p>6. DC IN: Power supply connection</p>	<p>7. RJ-45 Jack: Connects the Receiver unit with the Sender unit</p>

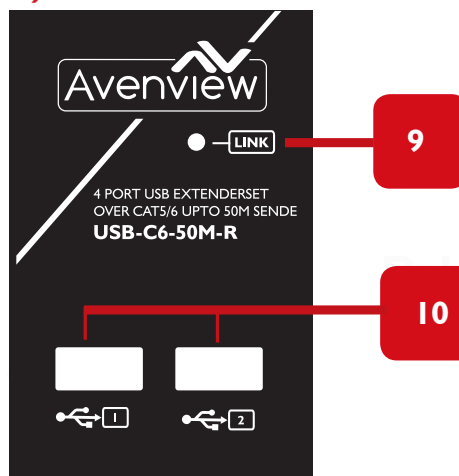


4.3 TOP PANEL USB-C6-50M(4 Port)

4.3.1 TOP PANEL (SENDER)



4.3.2 TOP PANEL (RECEIVER)



<p>8. LED INDICATOR: Power ON = Lights GREEN</p>	<p>9. LED INDICATOR: Power ON = Lights GREEN LINK OK = Lights BLUE</p>
<p>10. USB CONNECTORS: Connect devices to Receiver unit</p>	



SECTION 5: SPECIFICATIONS

Model Name	USB-C6-50M(4 Port)
Technical	
Role of usage	USB 2.0 Extender over CAT5e/6/7
Interface	Sender Unit: Mini-USB x 1 Receiver Unit: USB-A x 4
Extension Distance	CAT5e: 40 meters CAT6: 50 meters
LED Indicator	Sender: Power ON (GREEN) Receiver: Power ON (GREEN) / Link OK (BLUE)
Power Supply	Sender: Powered by Computer Receiver: Powered by DC 5v2A
Link Connection	RJ45 (CATx)
Dimesnions H x W x D	22 mm x 80 mm x 52 mm 0.8" x 3.15" x 2"
Weight	Sender: 153 g / 0.3 lbs Receiver: 170 g / 0.37 lbs





Avenview Warranty Certificate

AVENVIEW CORP. ("Avenview") warrants Avenview-branded product(s) contained in the original packaging against defects in materials and workmanship when used normally in accordance with Avenview's enclosed manual guidelines for a period of THREE (3) YEARS from the date of original retail purchase - Warranty Period. Avenview's published guidelines include but are not limited to information contained in technical specifications, user manuals and service communications.

LABOR: During the Warranty Period of THREE (3) YEARS, Avenview will repair or replace the product(s) at no cost using new or used parts equivalent to novel performance and reliability if the product(s) is determined to have abide by Avenview's published guidelines. Cost of Labor applicable to product(s) after Warranty Period. For labor costs, please contact support@avenview.com.

PARTS: During the Warranty Period of THREE (3) YEARS, Avenview will supply new or rebuilt replacements in exchange for defective parts of the product(s) at no cost if the product(s) is determined to have abide by Avenview's published guidelines. Cost of Parts applicable to product(s) after Warranty Period. For part(s) costs, please contact support@avenview.com.

To obtain Warranty: (a) proof of purchase in the form of a bill of sale or receipted invoice reflecting that the registered product(s) is within warranty period must be presented to obtain warranty service; (b) product(s) must be registered at time of purchase. Failure to do so will result in applicable parts and labor charges. Returning product(s) must be shipped in Avenview's original packaging or in packaging pertaining equal degree of protection to Avenview's. Both Avenview and purchaser are responsible for freight charges and brokerages when shipping the product(s) to the receiver.

NOT COVERED BY THIS WARRANTY

This warranty does not apply to any non-Avenview branded product(s); non-registered Avenview product(s). This warranty does not apply: (a) to cosmetic damage, including but not limited to scratches, dents and broken cords; (b) to damage caused by use with another product; (c) to damage caused by accident, abuse, misuse, liquid contact, fire, earthquake or other external cause; (d) to damage caused by operating the Avenview product(s) outside Avenview's manuals or guidelines; (e) to damage caused by service performed by anyone who is not a representative of Avenview or an Avenview authorized personnel; (f) to defects caused by normal wear and tear or otherwise due to the normal aging of the Avenview product(s), or (g) if any serial number has been removed or defaced from the Avenview product(s).

AVENVIEW IS NOT LIABLE FOR DIRECT, SPECIAL, INCIDENTAL OR CONSEQUENTIAL DAMAGES RESULTING FROM ANY BREACH OF WARRANTY OR CONDITION, OR UNDER ANY OTHER LEGAL THEORY, INCLUDING BUT NOT LIMITED TO LOSS OF USE; LOSS OF REVENUE; LOSS OF ACTUAL OR ANTICIPATED PROFITS (INCLUDING LOSS OF PROFITS ON CONTRACTS); LOSS OF THE USE OF MONEY; LOSS OF ANTICIPATED SAVINGS; LOSS OF BUSINESS; LOSS OF OPPORTUNITY; LOSS OF GOODWILL; LOSS OF REPUTATION; LOSS OF, DAMAGE TO, COMPROMISE OR CORRUPTION OF DATA; OR ANY INDIRECT OR CONSEQUENTIAL LOSS OR DAMAGE REPAIR OR REPLACEMENT AS PROVIDED UNDER THIS WARRANTY IS THE EXCLUSIVE REMEDY OF THE CONSUMER.

Some states do not allow the inclusion or limitation of incidental or consequential damages, or allow limitations on duration implements of the Warranty Period; therefore the above limitations or exclusions may not be applicable to you. This warranty gives you specific legal rights, and you may have other rights which vary from state to state.



275 Woodward Avenue, Kenmore, NY 14217
1.866.508.0269





Control Your Video

TECHNICAL SUPPORT

CONTACT US



Phone: 1 (866) 508 0269



Email: support@avenview.com



USA Head Office Avenview Corp. 275 Woodward Avenue Kenmore, NY 14217

USA Head Office

Office Avenview Corp.
275 Woodward Avenue
Kenmore, NY14217
Phone: +1.716.218.4100
Fax: +1.866.387-8764
Email: info@avenview.com

Canada Sales

Avenview
151 Esna Park Drive, Units 11 & 12
Markham, Ontario, L3R3B1
Phone: 1.905.907.0525
Fax: 1.866.387.8764
Email: info@avenview.com

Avenview Europe

Avenview Europe
Demkaweg 11
3555 HW Utrecht
Netherlands
Phone: +31(0)85 2100 613
Email: info@avenview.eu

Avenview Hong Kong

Unit 8, 6/f., Kwai Cheong Centre,
50 Kwai Cheong Road,
Kwai Chung, N.T.
Hong kong
Phone: 852.3575.9585
Email: wenxi@avenview.com

Disclaimer

While every precaution has been taken in the preparation of this document, Avenview Inc. assumes no liability with respect to the operation or use of Avenview hardware, software or other products and documentation described herein, for any act or omission of Avenview concerning such products or this documentation, for any interruption of service, loss or interruption of business, loss of anticipatory profits, or for punitive, incidental or consequential damages in connection with the furnishing, performance, or use of the Avenview hardware, software, or other products and documentation provided herein.

Avenview Inc. reserves the right to make changes without further notice to a product or system described herein to improve reliability, function or design. With respect to Avenview products which this document relates, Avenview disclaims all express or implied warranties regarding such products, including but not limited to, the implied warranties of merchantability, fitness for a particular purpose, and non-infringement.